

# Prickles, Thorns, and Spines, Oh My!




Botanists (experts in the scientific study of plants) use three different words for sharp things on plants— **prickles**, **thorns**, and **spines**. Yes, they can all hurt if you brush against a plant with defense mechanisms like these! But, do you know the difference between the three?

In general, prickles, thorns, and spines provide protection from hungry animals but they also function to shade plants from the extreme Texas heat. Even though spines, thorns and prickles serve a similar purpose, they have surprisingly different structures.

## Let's take a **closer** look...

### PRICKLES

Prickles are woody outgrowths from a plant's skin or bark and can be numerous. Similar to your hair, prickles are derived from the epidermis (the outermost layer of the plant) and do not have vascular plant tissue. You'll often find prickles in irregular patterns on the plant and they're fairly easy to remove. Excellent examples of prickles are displayed on roses. Although many think roses have thorns, they're actually prickles!



**Southern Dewberry**  
*Rubus trivialis*




**Lime Prickly Ash**  
*Zanthoxylum hirsutum*

**There are also many types of seeds or seed cases** that have prickle-like structures allowing them to attach to animal fur and helping to disperse the seeds.



**Jimsonweed**  
*Datura wrightii*



**Common Hedge Parsley**  
*Torilis arvensis*



**Canada Cockleburr**  
*Xanthium strumarium L. var. canadense*

## THORNS

Simply put, thorns are modified branches or stems and typically end in a really sharp point. Thorns originate from the axillary bud where the leaves or branches arise. Many plants convert a woody stem into a thorn, and even unrelated plant families share this adaptation. Thorns can also be branched or un-branched. Look for these thorns as you explore nature!



**Saw Greenbriar**  
*Smilax bona-nox*



**Honey Mesquite**  
*Prosopis glandulosa*



**Retama**  
*Parkinsonia aculeate*



**Bluewood Condalia**  
*Condalia hookeri*



**Catclaw Acacia**  
*Senegalia greggii*




## SPINES

Leaves are an important part of nearly every plant—this enables the plant to produce food that is essential for growth and survival. If you've ever come into close contact with a cactus plant, you might have wondered how it's able to survive without leaves. Spines are sharp pointed structures that are actually modified leaves, having evolved over time to help the plant survive.

**First:** The plant is able to collect and store water at the base of the plant where it is absorbed by the shallow roots.

**Second:** Spines help cacti reduce transpiration (the loss of water from stems and leaves in the form of vapor water), thus minimizing water loss.

**Third:** Propagation: Spines with a small part of the cactus tissue attached, can be blown around by wind or animals may carry them on their fur which could fall off in another location, then grow into new plants.



**Prickly Pear Cactus**  
*Opuntia engelmannii*




**Huisache**  
*Vachellia farnesiana*



**Spiny Hackberry**  
*Celtis ehrenbergiana*



**Tasajillo**  
*Cylindropuntia leptocaulis*



**Spanish Dagger**  
*Yucca treculeana*

